

ANVERS LARGE PENDANT

With its refined silhouette, Anvers collection creates a maximum impact through its exquisite disc of natural alabaster stone encased within solid brass, creating a pure and elegant piece.

FINISH

Pendant

all satin brass
CTO-01-029-0201

all bronze
CTO-01-029-0202

BULBS

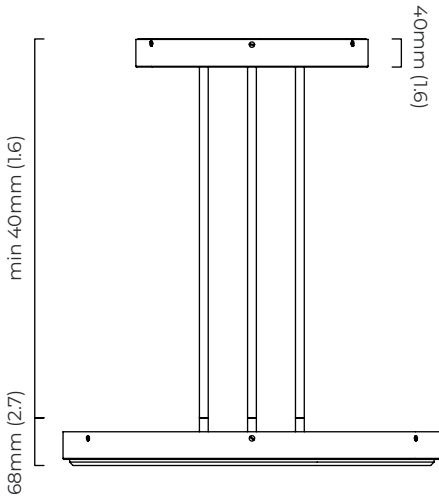
integrated LED - trailing edge dimmable - 24w - 3000k

Note - LED driver inside ceiling / wall rose.

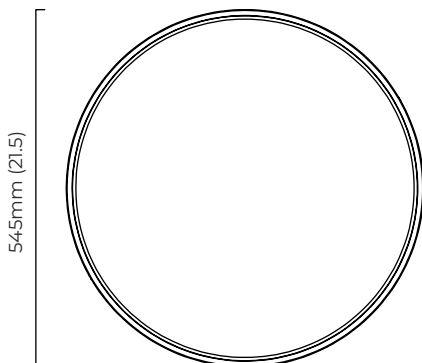
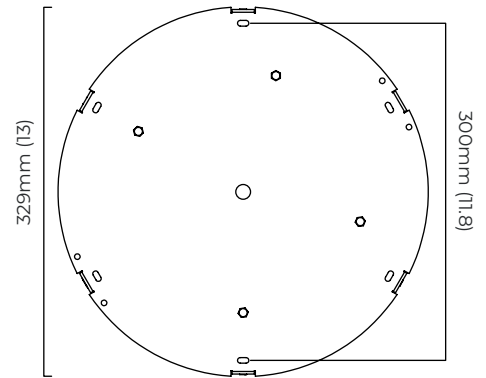
WEIGHT

23kg (51lbs) - Total

CERTIFICATION



mounting plate dimensions



	Input Voltage	As Standard	On Request
Phase Cut (rotary dimmer)	230	✓	
0/1-10V230	230		✓
DALi	230		✓
Phase Cut (rotary dimmer)	120	✓	
0/1-10V120	120		✓
DALi	120	x	x