







# CONTENTS



THE BRAND 7

COLLECTIONS 10  
CASCATA 12  
ROMA 22  
GAIA 30  
TORRES 36  
AVALON 44  
ANVERS 58  
PENDULUM 72  
MODULO 84  
CIELO 104  
PETRA 112  
TINTO 116  
ARTÉS 118  
NIMBUS 128  
SASHA 142  
CLOUDESLEY 146  
LUCID 152

PROJECTS 246

THE FOUNDERS 9

IVY 164  
AXIS 172  
TREVI 174  
MEZZO 184  
ARRAY OPAL 192  
OSCAR 198  
RING 204  
CARAPACE 212  
LUNAR 220  
FLOREN 222  
HERON 224  
ABSTRACT 232  
WHISTLER 236  
ACROPOLIS 238  
BRAQUE 240  
COLUMBO 242  
STELLA 244

MATERIALS & FINISHES 266





## THE BRAND

CTO Lighting is an exclusive, luxury lighting company, which celebrates contemporary design, premium materials and British craftsmanship. Our designs illuminate the interiors of iconic landmarks, commercial developments and prestigious residences around the world.

We hand select the finest materials, which are meticulously crafted into their unique designs, creating iconic and memorable lights. The signature materials of satin brass, bronze, alabaster, mouthblown and handmade glass are combined with design influences from both nature and architecture.

The handmade nature of the products results in truly unique lights, which produce a warm, ambient glow, setting a mood of sophistication and elegance.

There is a longevity to CTO Lighting products; the design and manufacturing process is always carefully considered and is timeless beyond trends. Lights can be selected from the CTO Lighting collection, or may be customised for your individual requirements.



## THE FOUNDERS

Founded in 1998 by Chris and Clare Turner, CTO Lighting launched their first collection on the guiding principles of designing lights of uncompromising quality, using only the finest materials and working with elite British craftsmen. This collection of lighting symbolised elegance and the excellence of British design and manufacturing; the benchmark for all future collections.

Chris, CEO, an engineer by training, gained great technical expertise to design and manufacture lighting with meticulous detail. Clare, Creative Director, formerly worked in fashion and has provided invaluable design and commercial expertise.

Realising there was a demand for more premium, contemporary lighting, Chris and Clare focused on luxurious materials in their fixtures; hand finished brass, mouthblown glass and artisan crafted stone. This refinement in the use of materials, gained CTO a reputation as a leading manufacturer of understated luxury lighting through their distinctive style and quality.

CTO Lighting has worked with leading industry figures including: David Collins Studio, Philippe Starck and Martin Brudnizki Design Studio, on prestigious interiors worldwide. CTO Lighting has been commissioned for bespoke lighting for The Savoy Hotel, The Dorchester London, St Pancras Renaissance Hotel and Chiltern Firehouse.

Under the creative direction of Chris and Clare, CTO Lighting has worked with respected and award winning designers, to bring depth to their collection; Autoban, Michaël Verheyden, Stéphane Parmentier, Dan Yeffet, Federico Peri.

In 2016, CTO Lighting opened its first exclusive Showroom in London, providing a space to showcase its luxurious products. The CTO Lighting collection is now distributed globally to some of the foremost design led retailers and works with leading international interior designers and architects.

## COLLECTIONS











## CASCATA

The CASCATA Chandelier, with its fluid glass panels and contrasting triangular frame, is a highly unique, sculptural feature. The sleek metalwork forms a beautiful graphic structure when viewed from above, which is juxtaposed against the artisanal glass panels evocative of deep rivulets and flowing water.













 CASCATA CHANDELIER | POLISHED NICKEL







A close-up photograph of the Cascata Chandelier, focusing on its bronze tiers. The tiers are arranged in a cascading fashion, with each tier slightly offset from the one below it. The bronze has a rich, warm tone with visible vertical striations and a slightly textured surface. The lighting is dramatic, coming from the right, which highlights the edges of the tiers and creates deep shadows on the left side. The background is a solid, dark color, making the metallic tiers stand out.

CASCATA CHANDELIER | BRONZE





 ROMA PENDANT | SATIN BRASS




## ROMA

The ROMA collection is inspired by the great architectural forums and churches of Ancient Rome. Taking reference from the vast windows where alabaster stone was used to cast an ethereal glow that bathed the floor in a warm ambience light. Celebrating the simplicity of line and form, The ROMA collection is designed to highlight the noble quality of materials. Its modern silhouette creates a sleek profile which seamlessly highlights a wall or ceiling.

The modern silhouette of ROMA creates a sleek profile, which seamlessly illuminates both upwards and downwards like the ancient church windows. The light diffuses through the unique alabaster veining of each ROMA shade, projecting a warm ambient glow.





ROMA WALL | BRONZE 





Featuring a fully dimmable, integrated LED, the pendant light produces a sophisticated ambience, cascading light throughout the room. ROMA can be used as a single pendant light, creating an elegant centrepiece, or combined with the wall lights for a decorative statement.









ROMA PENDANT | SATIN BRASS



## GAIA

GAIA wall lights take inspiration from the Art Deco period where refined sleek lines heralded a new period of glamour and modernity.

These minimal wall lights have been designed with precision engineering to project from the wall seamlessly and are expertly detailed with rectangular metalwork that minimizes the fixings and reflects the distinct luxury of the environment and walls.











The GAIA collection of wall lights has been designed with precision engineering, enabling them to project from the wall seamlessly. This carefully considered detail, combined with the handblown glass shades, gives GAIA its distinct elegance. The compact nature of these wall lights makes them versatile for use in almost any scale of interior, being particularly suited for spaces with a narrow profile. GAIA Wall Lights can be used in multiples for creative placements, and both versions can be mounted facing upwards or downwards.



GAIA WALL | SATIN BRASS | SHINY OPAL GLASS



## TORRES

TORRES stands proud in its elevated form. The sculptural conical shade is reminiscent of ancient towers, where this shape symbolised strength and stability. A simple and refined design that showcases truly exquisite metalwork, handcrafted and assembled in the UK.







TORRES FLOOR LIGHT | BRONZE 



 **TORRES** FLOOR LIGHT | POLISHED NICKEL





**O** TORRES FLOOR LIGHT | POLISHED NICKEL



Each finish of either polished nickel or bronze makes a strong architectural statement. The bronze metalwork provides an understated luxury and for a lighter tone, the TORRES is transformed with a highly mirrored finish of polished nickel.





TORRES FLOOR LIGHT | BRONZE WITH ALABASTER SHADE







 **AVALON** CHANDELIER | BRONZE



## AVALON

Ornamental Minimalism at its best; AVALON, the new collection from CTO Lighting, is inspired by the legendary island, from where mystical stories of light and shadows have enchanted the world for centuries.


The collection blends classical proportions with decorative artisan materials and turns the concept of a chandelier on its head. The AVALON encases a precious ring of alabaster columns within the framework of the light resulting in a new unique chandelier. The ethereal light quality emanates from the brass or bronze fitting creating an exquisite sculptural piece.





The AVALON chandeliers can be used solo, creating an elegant centrepiece, or arranged in multiples of varying sizes, producing a decorative statement. The Halo chandelier is an elevated level of luxury, with its tiered height creating a dramatic feature.

The various formats and sizes within the collection allow for scalability, for use in residential and commercial interiors.







AVALON CHANDELIER | LARGE | SATIN BRASS





 **AVALON** CHANDELIER | LARGE | SATIN BRASS







AVALON EXTRA LARGE CHANDELIER | SATIN BRASS







AVALON CHANDELIER | MEDIUM | SATIN BRASS







**AVALON** CHANDELIER | HALO | SATIN BRASS









## ANVERS

In pursuit of minimal luxury, the new Anvers collection, from CTO Lighting, is inspired by Antwerp, a city and region of refined Flemish beauty and elegance.

Renowned for its classical architecture and understated luxury, Antwerp is a cultural gem, reflected in the Anvers collection of lighting, which bears its name.

The Anvers and Avalon collections complement each other perfectly in their aesthetic and design, creating the ultimate illumination.





ANVERS PENDANT | MEDIUM SATIN BRASS













 **ANVERS** WALL | SATIN BRASS







ANVERS PENDANT | MEDIUM BRONZE



The Anvers collection is versatile, featuring various size options in both pendants and mounted ceiling or wall lights. Each light can stand alone, creating a dramatic illumination, or can be assembled in multiples, creating a truly unique and striking lighting installation.

Each piece is backlit by a fully dimmable integrated LED, creating an ambient glow, whilst illuminating a room with a soft, warm elegance, a signature CTO attribute.





ANVERS PENDANT | SMALL SATIN BRASS








The bevelled translucent disc of honed alabaster is encased within solid brass, creating a pure and elegant piece. The natural striations within the alabaster, produce an individual and distinctive feature.



 PENDULUM WALL & PENDANT | SATIN BRASS



## PENDULUM

PENDULUM; the stunning collection from CTO Lighting in collaboration with Dan Yeffet, the AD100 accredited Parisian design studio.

Combining the flair of European design with the expertise of British craftsmanship, PENDULUM presents a striking collection of contemporary lights.

Balance and refinement are the key elements of the PENDULUM collection, inspired by the timepiece, with its mesmerising and hypnotic qualities.

The PENDULUM Collection includes pendant, wall, and floor lights, and is available in either a satin brass or bronze finish.







PENDULUM FLOOR | SATIN BRASS





 **PENDULUM** WALL | BRONZE & SATIN BRASS



The PENDULUM collection allows for flexibility, being able to be used as a single feature, or in the case of the pendant and wall lights, displayed as multiples for a dramatic effect.

An arrangement of pendant lights work especially well as a centrepiece in atriums and stairwells, illuminating the space with the striking grace and elegance associated with the work of Dan Yeffet .

The PENDULUM collection emanates light, which appears to oscillate in concentric bands from the light source, encased and diffused by the mouthblown, curved glass.






PENDULUM PENDANT | SATIN BRASS





 **PENDULUM WALL** | SATIN BRASS

The brass disc of the light is hand satined by artisans to achieve a satin finish, which perfectly punctuates the light, completing the exquisite design.

All formats are dimmable, enabling the creation of an ambient atmosphere. Contained within the circular hand blown glass shade is a core of LED diffused light providing an otherworldly lighting effect brought about by juxtaposing the curved reflective tinted glass with the light source.

The pendant and floor lights are supported by elegant, sculptured metalwork, creating an exquisite suspension, with the floor version grounded by a solid nero marquina marble base.



PENDULUM FLOOR | BRONZE









## MODULO

Created for CTO Lighting by Italian designer Federico Peri, MODULO is a collection of chandelier, pendant and wall lights distinguished by its modular form, arranged in linear configurations, creating versatile lighting sculptures.











Combining functionality with artisanal skill, the design focuses on geometric forms, connected in compositions of modules. The glowing domes are spaced in a linear pattern, allowing the light to reflect along the transparent, elongated glass disc and metal frame.



 MODULO GRID 11 | BRONZE







MODULO HORIZONTAL | BRONZE









MODULO HORIZONTAL | SATIN BRASS







MODULO GRID 11 | SATIN BRASS 









Each smoked kiln cast glass piece is unique, hand-crafted by artisans, textured and subtly tinted, true to the qualities of CTO Lighting. The jewel like glass module is suspended by hand-finished brass, providing a delicate and decorative framework.











## CIELO

The collection takes its inspiration from the architectural cupola. When combined with our unique artisan glass finish, the semi-transparent shallow dome reflects the light source in a special way, which is both functional and ethereal. The LED source is hidden from view and is contained within a satin brass or bronze cupped centre.





CIELO PENDANT | SATIN BRASS 











CIELO WALL | SATIN BRASS









PETRA PENDANT | LARGE | SATIN BRASS | SMOKED INNER CORE









## **PETRA**

PETRA pendant light perfectly reflects the delicacy and the strength of our natural world. A soft meteoric core of molten smoked glass or opal glass juxtaposed with a second outer layer of thick curvaceous tinted glass. The combination creates a depth of light and form.

These refined translucent glass pendants can either be used as a singular statement light or in multiples to create a delicate display of lights that echo the rhythmic pattern evocative of pebbles on the beach.





**P** **PETRA** PENDANT | LARGE | SATIN BRASS | SMOKED INNER CORE





## TINTO

Inspired by nature's gentle shapes of the Tinto Hill in Scotland and chosen for its ability to cast light downward in a dramatic way, the shallow conic shade of TINTO Pendant is fitted with a warm ambient integrated LED light that brings drama in scale with minimal lines over the objects.











## **ARTÉS**

An architectural beam of light fused with premium materials such as bronze, satin brass and honed alabaster creates an elegant pendant which can be used singularly or as a composition creating endless possibilities to personalise a space.

Form and function in one light. ARTÉS offers a decorative solution to a functional space celebrating nature's finest materials.













**O** ARTÉS PENDANT | BRONZE







ARTÉS FLOOR | BRONZE 











**Q** NIMBUS CHANDELIER | LARGE | SATIN BRASS











**NIMBUS** CHANDELIER | LARGE | SATIN BRASS 





NIMBUS CHANDELIER | CASCADE | SATIN BRASS

## **NIMBUS**

Each piece of glass is unique. The droplets are hand-formed by our artisans using a process where undulations and crystal-like textures form. The translucent glass is complemented and beautifully framed by the symmetrical metalwork. The light emitted is a warm, soft glow. Referencing both retro and modern aesthetics, the NIMBUS creates a stunning centrepiece and transfixes those who see it.

## NIMBUS ROUND

NIMBUS chandeliers possess a scale and proportion that commands attention within an interior, simultaneously exuding refinement through the delicate nature of its artisan glass. The NIMBUS ROUND cloud-like version has a framework that is circular, where the glass profile has a soft, fully curved silhouette emanating an ethereal defused light.





NIMBUS ROUND | LARGE | SATIN BRASS




















## **SASHA**

A strong presence to illuminate any room. Contrasting with a luxurious satin brass or bronze collar, the unique hand-formed droplets of fritted glass are individually created by our artisans, using a process where undulations and crystallike textures form, resulting in a beautiful warm, ambient glow.













## CLOUDESLEY

Named after the Georgian street, home of the CTO showroom, Cloudesley reflects an era of style and splendour.

CLOUDESLEY collection revisits classical lines, effortlessly interpreted through bronze or brass metalwork with etched opal glass shades, bringing a cloud like form, to modern and sophisticated interiors of today.









 CLOUDESLEY CHANDELIER | MEDIUM | SATIN BRASS



## LUCID

Designed by Michaël Verheyden for CTO Lighting, the LUCID collection is inspired by Parisian Brasseries and Snowdomes. Both functional and sculptural the light celebrates premium materials, honed alabaster, satin brass, bronze and silvered oxidised brass.



LUCID PENDANT 

















LUCID WALL | 300 | BRONZE BRASS







CTO Lighting worked with a distinguished silversmith to create new finishes and discovered a unique, textured finish using brass, silver and oxideised silver that was first used in the LUCID collection.











IVY 8 PENDANT | SMOKED GLASS







## **IVY**

IVY Collection is an expression of organic lines with perfectly balanced composition. The brass and bronze combination is complimented by the glowing opal or smoked glass shades.



 IVY 3 PENDANT | OPAL GLASS









**Q** **AXIS 6** PENDANT | SATIN BRASS





## **AXIS**

Inspired by antique street lamps, the conical smoked glass shades of AXIS projects a soft diffused effect whilst the arms create a strong architectural quality producing dramatic shadows. The collection is available in three and six arms.



## TREVI

Inspired by the famous fountain at the Piazza di Trevi, the junction of three roads which marks the terminal point of an aqueduct. The arms of the Trevi pendant are sculptured from solid brass and satined to give the light its CTO signature look and feel, providing the perfectly balanced composition.



TREVI 3 PENDANT | SATIN BRASS





 TREVI 6 PENDANT | BRONZE





A grand statement of graphic precision, the TREVI MULTI is a series of satin brass or bronze arms arranged to illuminate a larger space and can be scaled to fit any interior. Originally inspired by the famous fountain at the Piazza di Trevi, the new multi-arm version features elongated brass or bronze arms composed in a grid like formation that provides light at two or three tiers.







 TREVI MULTI | 6 | SATIN BRASS



Easily scalable, TREVI MULTI features a unique, grid-like formation of solid brass arms that provide a perfectly balanced composition. The beautifully matt, acid-etched glass shades at the end of each machined arm, gently diffuse light to give the signature CTO ambient glow. All versions of this contemporary pendant can be dimmed to control the mood, providing both brightness and a soft ambience. A unique showstopper for residential and commercial projects alike, this collection of pendant lights is perfectly suited to higher ceilings and grand interiors where dramatic scale and proportion are sought.


























MEZZO speaks for itself, a simple and timeless pendant light that can illuminate any interior effortlessly. The elegant, opal glass shades are suspended from the ceiling by a sleek brass drop rod that can be cut to size to suit your unique space. Striking on its own, this glass pendant can be used in multiples to create stunning compositions and is especially effective in groups of three over long tables or kitchen islands.



## **ARRAY**

Inspired by the Italy of the 60's. Familiar yet modern, its distinctive form with rotating arms comes with hand-blown opal shades, or cotton shades, allowing the sculptural piece to be repositioned. The metalwork is brass, then bronzed and hand waxed which contrasts with the brass detailing.

















ARRAY OPAL TABLE 





**BIG BULB** WALL | POLISHED BRASS 











## RING

Inspired by strong light and shadows, the chiaroscuro effect within one light fitting.

The light from within highlights the differences between the ring sizes and adds a dramatic sculptural yet gentle effect to the light. It is equally beautiful both on and off.











**RING** PENDANT | BRONZE & SATIN BRASS







RING TALL WALL | BRONZE 



Each light is crafted from brass sheets, carefully hand rolled to exact specification and then polished internally and externally to achieve the signature CTO Lighting refined satined texture.



**RING** PENDANT | BRONZE & SATIN BRASS











## **CARAPACE**

A modern re-interpretation of a 1920's light. Hand-spun metal shades are finished in bronze and brass. Carefully designed holes in the brass disc allow light to glow within the bronze spinning creating a warm glow. The opal glass shade diffuses the light evenly.





CARAPACE PENDANT 









CARAPACE PENDANT CHAIN









## LUNAR

A timeless sculptural piece in bronze and satin brass. Our artisans fashion this light from several different handmade processes, ensuring that the rings are never perfectly round. This light has become a classic piece for CTO Lighting.







## FLOREN

Inspired by the arts and crafts movement. Contrasting metal chains both support the structure and add decoration to the light.











**O** HERON FLOOR | SATIN BRASS

## **HERON**

Designed by Michaël Verheyden for CTO Lighting, HERON blends elegant shapes into pure, refined creations, with minimal aesthetic and noble materials. This timeless and contemporary collection has a quiet luxury, achieved through the quality and craftsmanship of the metalwork and finish.























 **ABSTRACT WALL** | SATIN BRASS

## **ABSTRACT**

Designed as an abstract leaf, shaped with two simple folds, keeping the simplicity and elegance of nature itself. The rotatable shade allows for shadows and shapes to be created and played with on the wall.

**Q** WHISTLER WALL




## **WHISTLER**

The fritted glass is textured by our artisans using a long process to achieve the cloudy, translucent finish. It is finely detailed with brass finials and is IP44 rated, making it suitable for bathrooms. A luxury fitting for an exquisite interior.







## **ACROPOLIS**

The unique veining of the alabaster means that no two lights are the same. Some are almost white whilst others have grey veining. Texture is added by our artisans by chiselling out the stone surface. The alabaster shade glows in a unique way to evoke a luxurious standout piece.



## **BRAQUE**

Sand-cast from solid bronze, keeping the natural undulation of this superb metal, the base is then waxed. It is available in bronze or antique brass finish. The oval linen or silk handmade shades add luxury and have a matching top diffuser, to prevent any glare when viewed from above.





## **CUMBO**

The luxurious veined alabaster is hand cut and polished. Its curved form and translucent nature allow light to filter through, adding a lightness that belies its obvious weight. Detailed with a brass plinth, this compact design is a truly unique light.



## **STELLA**

Classic and sculptural, a beautifully hand-cast piece of bronze and brass. The smooth sateened brass seems to glow when contrasted with the solidity of the bronze. A timeless piece that clients love and never tire of.



## PROJECTS









# HOUSE IN THE WOODS

COPENHAGEN – DENMARK

NIMBUS PENDANT, HERON  
FLOOR, RING PENDANT & RING  
TABLE

An enchanting project situated at the heart of the forest in Gelderland, Netherlands, surrounded by a panoramic view of the river and floodplains. Making perfect use of this picturesque and diverse landscape, Grand & Jonson have cleverly designed the property so that each space displays and showcases a different vista.












 NIMBUS PENDANT











# CROWN ESTATE LONDON

LONDON - UNITED KINGDOM

PENDULUM PENDANT  
ANVERS PENDANTS

A prime refurbishment project on the Crown Estate completed in house by JSRE Development. A fresh, modern palette has been paired with luxury materials and textures, bringing a clean and timeless aesthetic to the space. The lighting design is rich in materiality and style, adding to the contemporary yet luxe feel of the space, and a nature-inspired theme runs throughout, connecting the property to its geographical surroundings.



 PENDULUM PENDANT











# **NORM ARCHITECTS**

COPENHAGEN – DENMARK

CIELO WALL LIGHT  
BRAQUE TABLE LIGHT

Founded in 2008, Norm Architects is a Copenhagen-based practice working with design to enrich the human experience. Each project – be it architecture, interiors, or products – exemplifies minimalism infused with a larger aim to reimagine the built environment through designs that embrace mind and body.



ARTES WALL











# PENTHOUSE APARTMENT BELGRADE

LONDON - UNITED KINGDOM

ARTES WALL LIGHTS  
ANVERS PENDANTS

An opulent penthouse apartment Located in the heart of Belgrade and designed by NK architects. The interior strikes the perfect balance between contemporary luxury living and the refined heritage of this historical building. CTO lighting was used throughout to achieve this harmony and highlight the unique aspects of the property.



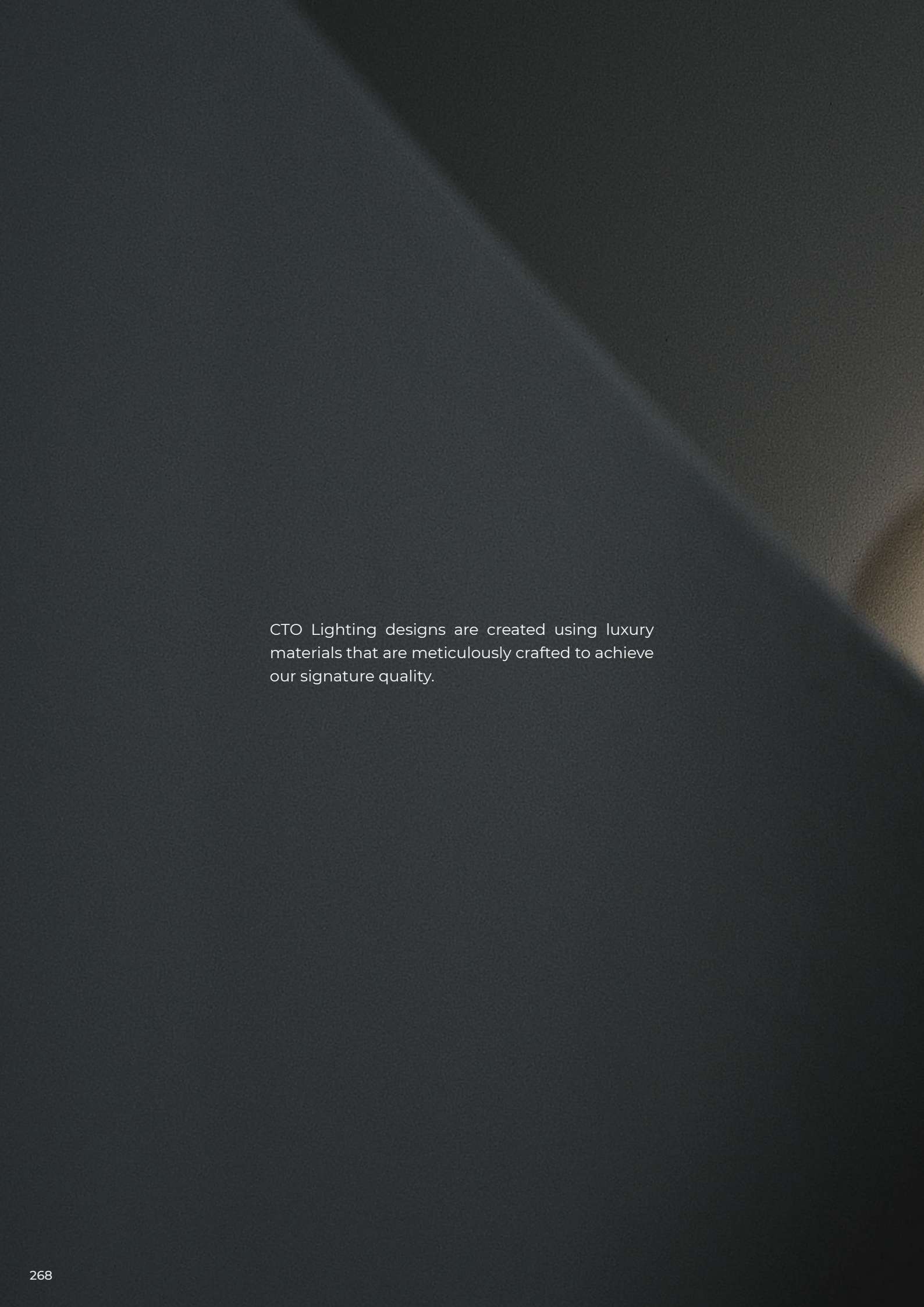






## MATERIALS & FINISHES






CTO Lighting designs are created using luxury materials that are meticulously crafted to achieve our signature quality.














## **BRASS**

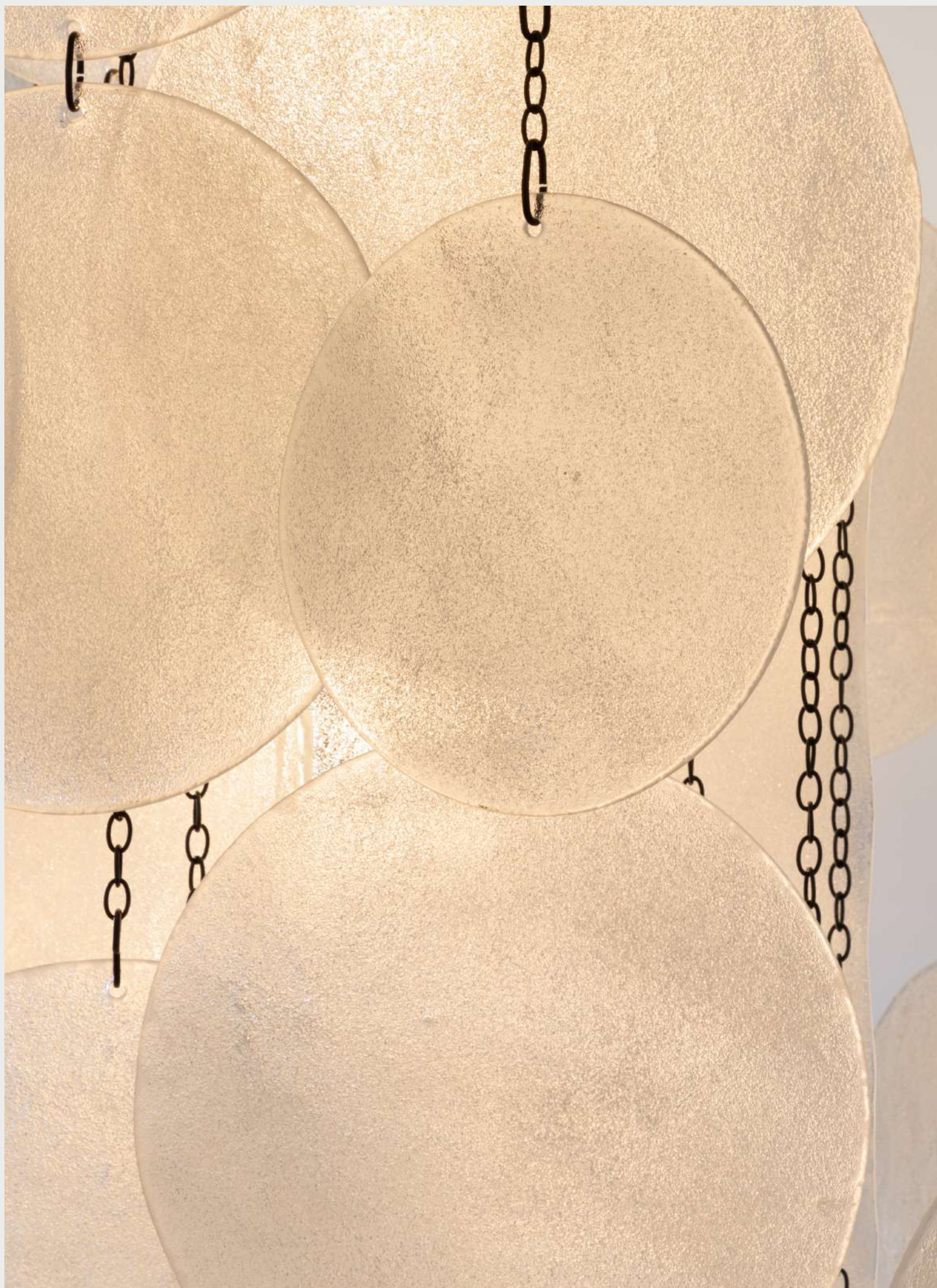
Brass is a predominant feature of CTO Lighting pieces, which is processed by hand, followed by various artisanal techniques to create the exquisite finishes of satin, antique and polished brass, as well as bronze patination creating a unique and rich finish.

## **OXIDISED SILVERED BRASS**


This exquisite multi-layered finish is achieved using traditional jewellery techniques. Brass is expertly crafted, layering and polishing solid silver, to produce this unique appearance.











## **FRITTED GLASS**

Our signature frittered glass is handcrafted especially for CTO Lighting, creating its unique, translucent quality. Each individual piece of glass is hand-crafted by our artisans creating individual pieces of glass for every light.











## **MOUTHBLOWN GLASS**

The delicacy and beauty of mouthblown glass is achieved with centuries of traditional techniques creating a variety of forms, which provide a naturally diffused and ambient glow when illuminated. Opal, smoked, sfumato... all techniques developed with our artisan partners to create unique pieces of pure joy.












## **WAVY GLASS**

Each panel of glass is unique; the undulations are formed by our artisans, who skilfully cast the glass on a handmade mould. The rectangular cut glass is carefully positioned to achieve the correct organic profile with a wave-like motion and watery texture. During this process, a wash of crushed glass is added to create the graduated appearance of solid to clear opacity.

















## **ALABASTER STONE**

The unique veining of this soft, smooth, sedimentary gypsum rock creates truly unique lighting; some alabaster stone is almost white, whilst others have natural striations. The glow of an alabaster shade is evocative, ensuring a memorable and impressive piece.