

HEPWORTH WALL

FINISH

satin brass with alabaster
bronze with honed alabaster
polished nickel with honed alabaster

DIMENSIONS (body of fixture)

100 x 68 x 460 mm (w x d x h)

WEIGHT

4kg (8.8lbs)

ILLUMINATION

110 - 130v - integrated LED - 24w - 2700k
LED driver integrated in the body of the light


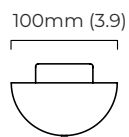
DIMMING

trailing edge dimmable / phase cut (rotary dimmer) : standard
* DALI option available (220-240v only)

WALL ROSE / PLATE

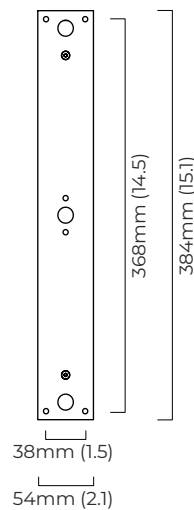
rectangular wall box - 54 x 384 mm (w x h)

CERTIFICATION

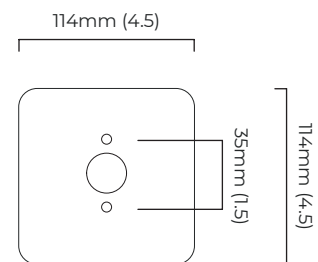


68mm (2.7)

mounting plate dimensions



North America junction box cover



*Diagrams are not to scale.

SKU NUMBER	FINISH DESCRIPTION	VOLTAGE
HEPCWOBZHA-110	bronze finish with honed alabaster	110 - 130V
HEPSCWSBHA-110	satin brass finish with honed alabaster	110 - 130V
HEPCWOPNHA-110	polished nickel finish with honed alabaster	110 - 130V