

## CERES PENDANT CEILING MOUNTING PLATE

### FINISH

antique bronze with honed alabaster  
bronze with honed alabaster

### DIMENSIONS (body of fixture)

996 x 920 x 95 mm (l x w x h)

### WEIGHT

38kg (83.8lbs)

please ensure ceiling structure is strong enough to support the weight of the light

### OVERALL DROP

minimum 252 mm

maximum on request 8102 mm

supplied with 1000mm drop rod (16 mm dia) as standard (adjustable on site)

### ILLUMINATION

220-240v - integrated LED - 110w - 2700k

110-130v - integrated LED - 110w - 2700k

LED driver to be installed in the ceiling cavity or remote

drivers must be installed up to 20 meters from the body of the light

### DIMMING

trailing dimmable / phase cut (rotary dimmer) - standard DALI option available (220-240v only)

0/1-10v (220-240v) - on request

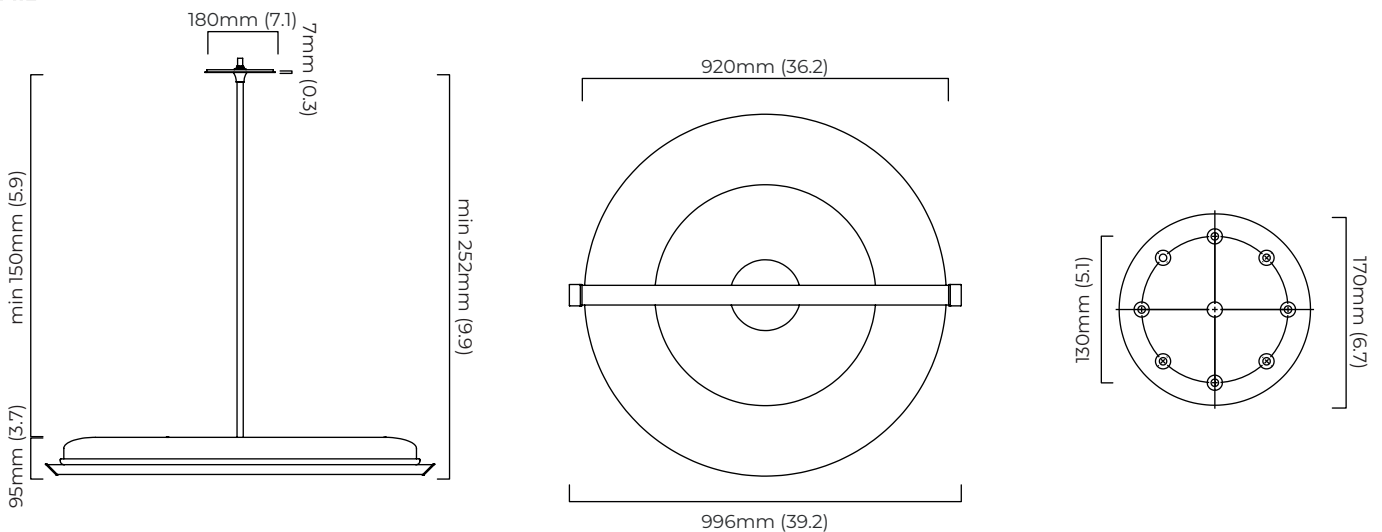
### CEILING ROSE / PLATE

ceiling plate - 180mm x 180mm x 7mm

### CERTIFICATION



### VIEW ON WEBSITE



\*Diagrams are not to scale.

## CERES PENDANT CEILING ROSE

### FINISH

antique bronze with honed alabaster  
bronze with honed alabaster

### DIMENSIONS (body of fixture)

996 x 920 x 95 mm (l x w x h)

### WEIGHT

38kg (83.8lbs)

please ensure ceiling structure is strong enough to support the weight of the light

### OVERALL DROP

minimum 310 mm

maximum on request 8160 mm

supplied with 1000mm drop rod (16 mm dia) as standard (adjustable on site)

### ILLUMINATION

220-240v - integrated LED - 110w - 2700k

110-130v - integrated LED - 110w - 2700k

LED driver to be installed in the ceiling rose

### DIMMING

trailing dimmable / phase cut (rotary dimmer) - standard DALI option available (220-240v only)

0/1-10v (220-240v) - on request

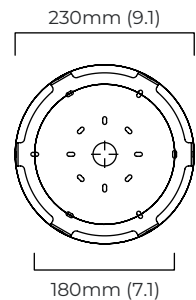
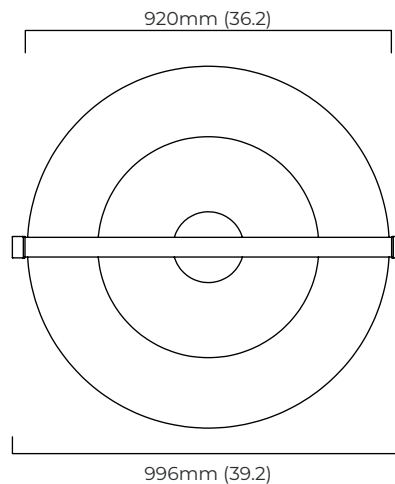
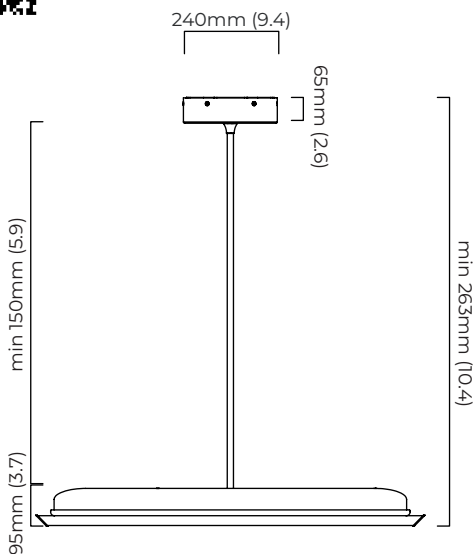
### CEILING ROSE / PLATE

ceiling rose - 240mm x 240mm x 65mm

### CERTIFICATION



### VIEW ON WEBSITE



\*Diagrams are not to scale.

## CERES PENDANT CEILING MOUNTING PLATE - DALI A

### FINISH

antique bronze with honed alabaster  
bronze with honed alabaster

### DIMENSIONS (body of fixture)

996 x 920 x 95 mm (l x w x h)

### WEIGHT

38kg (83.8lbs)

please ensure ceiling structure is strong enough to support the weight of the light

### OVERALL DROP

minimum 252 mm

maximum on request 8102 mm

supplied with 1000mm drop rod (16 mm dia) as standard (adjustable on site)

### ILLUMINATION

220-240v - integrated LED - 110w - 2700k

DALI LED driver to be installed in the ceiling cavity or remote drivers must be installed up to 20 meters from the body of the light

### DIMMING

DALI Compatible

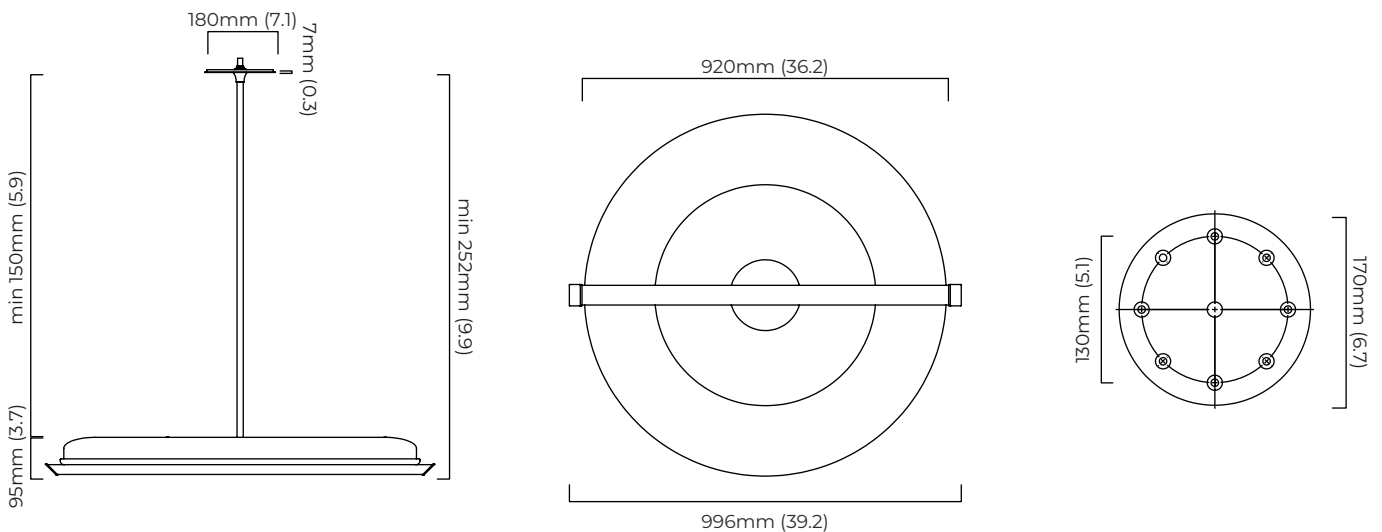
### CEILING ROSE / PLATE

ceiling plate - 180mm x 180mm x 7mm

### CERTIFICATION



### VIEW ON WEBSITE



\*Diagrams are not to scale.

## CERES PENDANT CEILING ROSE - DALI A

### FINISH

bronze with honed alabaster

### DIMENSIONS (body of fixture)

996 x 920 x 95 mm (l x w x h)

### WEIGHT

38kg (83.8lbs)

please ensure ceiling structure is strong enough to support the weight of the light

### OVERALL DROP

minimum 310 mm

maximum on request 8160 mm

supplied with 1000mm drop rod (16 mm dia) as standard (adjustable on site)

### ILLUMINATION

220-240v - integrated LED - 110w - 2700k

DALI LED driver to be installed in the ceiling rose

### DIMMING

DALI compatible

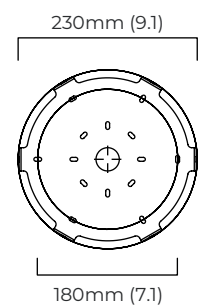
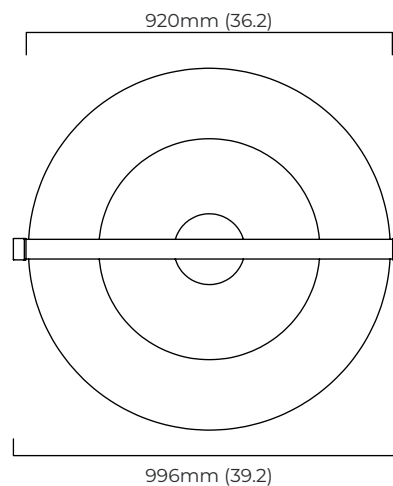
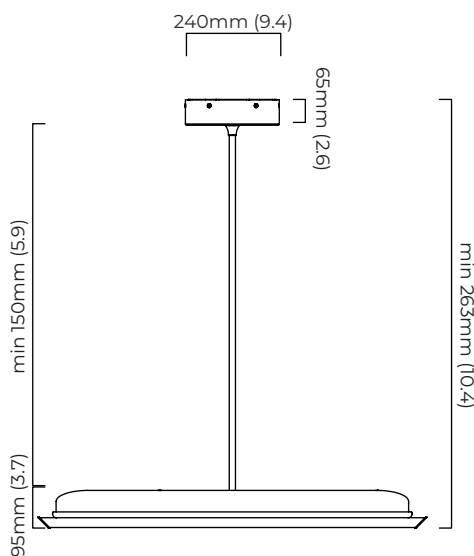
### CEILING ROSE / PLATE

ceiling rose - 240mm x 240mm x 65mm

### CERTIFICATION



### VIEW ON WEBSITE



\*Diagrams are not to scale.

## CERES PENDANT

SKU NUMBER	FINISH DESCRIPTION	VOLTAGE
CERPEOABHA-CM-240	antique bronze with honed alabaster	220 - 240V
CERPEOABHA-CM-DALIA-240	antique bronze with honed alabaster	220 - 240V
CERPEOABHA-CM-110	antique bronze with honed alabaster	110 - 130V
CERPEOBZHA-CR-240	bronze with honed alabaster	220 - 240V
CERPEOBZHA-CR-DALIA-240	bronze with honed alabaster	220 - 240V
CERPEOBZHA-CR-110	bronze with honed alabaster	110 - 130V